



MAYFLOWER

Garden Club Federation of Massachusetts Newsletter



The President's Message

We are BACK! The Mayflower had a little hiatus and consequently the spring and summer issues failed to materialize so we are giving you a late summer edition to compensate for the time loss. We have irregular deadlines for the rest of the year, but next year we will be on track with the usual deadlines and our quarterly production. Many thanks and appreciation to Emily Hooper Alston for

(continued on Page 3)

Clubs at Work

Burlington Garden Club

Burlington Garden Club members went on a tour of Wilson Farms in Lexington. It left us with a newfound appreciation for what goes on behind the scenes. Club members spent the sum-

(continued on Page 5)



Environmental Awareness

Find out how **Organic Lawn Care** can benefit you, your family and the environment! Read about it on Page 12.

Table of Contents

PAGE 3

President's Message

PAGE 4

President's Message, Cont'd
Welcome Dania Matheos
Dates to Remember

PAGE 5, 6, 7

Clubs at Work

PAGE 8

Cohasset Centennial

PAGE 9

Cohasset Centennial
How Ollas Work

PAGE 10

Cindora Goldberg Award
GCFM Annual Meeting
NEGC Annual Meeting
Welcome Mary Bandouveres

PAGE 11

How to Win Awards
Topsfield Fair
GCFM Annual Meeting, Cont'd

PAGE 12 and PAGE 13

Environmental Awareness

PAGE 14

Obituary - Suzanne Mahler

PAGE 15

Book Review
Note from the Editor



Traditional Mass Design by Judy Colburne for GCFM Annual Meeting

See Page 11 for more floral photographs and full article

President's Message, Cont'd

her excellent work on the Fall and Winter 2023 issues. Emily had taken on a new job midyear which required travel and she was unable to continue as editor. But, we are now in excellent hands again. Karen Brockelbank seems to be able to wear



Crepe Myrtle Blossoms

many hats and she has many talents. She is one of our design webmasters, she helped produce the Federated yearbook, and is now the new editor of the Mayflower. She's a marvel. Please send your photos and articles to Karen at GCFMmayflower@gcfm.com.

How do you describe the end of summer? Is it one that is full of nostalgia of former years that we love to relive? The less crowded beaches, the smell of BBQs in the neighborhood that send us hurtling into another time and place altogether-



Orange Pom-Pom Dahlia

er. Vacation regretfully almost over, sand between our toes, and knowing that this isn't going to last but we are going to make the most of the warm days before the perceptible change in the air and chillier evenings give us a sense of autumn. Although following the almanac September 22nd is

the end of summer, the feeling one gets now encapsulates the transition into another season. Sometimes these little moments surprise us and the nostalgia can be all-consuming.

In anticipation of Fall, I look forward to the air smelling fresh, the crunch of fallen leaves underfoot, cider doughnuts and apple picking time. The winds tell you it is time to bring along a light jacket after the sun sets for the day. The changing of seasons causes huge nostalgia on a large scale, using all of our senses. And the garden starts to show signs of exhaustion. But we have to give applause to the Limelight, Little Lime and Annabelle hydrangeas for taking center stage right



Black-Eyed Susans

now. And the huge full moon saucer-like blossoms of the hibiscus plants are performing their own show, too. And everywhere, you see Crepe Myrtle bursting with color to the heights of 10-15'. All of these are very popular on Cape Cod. Most of the other plants no longer produce blossoms even though the black eyed Susans are hanging in there, the weeds have receded, and the tree leaves start to change color and drop. Somehow the days seem quieter and shorter and the greatest hobby of gardening starts to subside. It's nostalgic but it's also sad for me, too. It can evoke warmth and connection but it is a

powerful emotion. Labor Day is coming and I reluctantly say 'Auf Wiedersehen' to summer.

I hope everyone had some downtime and enjoyed your garden, friends and family this summer. I know the veggie gardeners are reaping lots and lots of yellow squash, zuc-



Ripening Tomatoes

chini, tomatoes, cucumbers, corn, eggplant, carrots, beets and green beans. It's a great way to become popular when you share your crop with neighbors or a local pantry.

Thank you to all of you who attended the 97th Annual Meeting in Andover. We were filled to capacity and have opted for a larger venue for the 98th. It will be in Danvers at Danversport on June 19, 2025. Wonderful venue with a water view! And since we didn't have a summer issue, I want to congratulate all of the clubs who won awards at our Annual Meeting. It was impressive to see how many State awards we were able to give as well as those from National. We are very proud of all of you. We hope next year we will have even more applicants going for awards. Please refer to our website for guidance on the application process.

GCFM was active all summer working on the Federated yearbook among other things. We have an increase in our membership to 10,891 members up from 10,436. Yay! There were many clubs who

President's Message, Cont'd

really did well increasing their membership. Congratulations to you! We welcomed two clubs to our roster, Chatham Garden Club and Paxton MA Garden Club. Welcome aboard, it is a pleasure to have you join us.

I was invited to a few clubs over the summer who host summer meetings. One was Presidents Day at the Falmouth Garden



Ferncliff Illusion Dinner Plate Dahlia

Club and another very interesting invite was the Cohasset Garden Club who received \$1000 grant money from GCFM. (a separate article about that in this issue, Page 8).

The District Fall Meetings are all scheduled and all of them will take place in September and October. The District Directors have been working hard finding a venue, setting the agenda, and staying in communication with the presidents and treasurers. We look forward to these meetings and I hope to see presidents and treasurers from every club present. We share valuable information but we also like hearing what you have to say. We hope for perfect attendance. Also at these meetings, the GCFM grant winners will be acknowledged and awarded the grant money. Exciting times!

There are many new club presidents this year and I wish you a good experience in your role and much success with your administration. Please reach out to your District Directors if you have questions or need



Zucchini

guidance. The Federated yearbook will be distributed to the club presidents at your district meeting.

We are gearing up for the opening of our Board of Director meetings this September. Using Zoom, it seems like going back to school without the scent of chalk on a blackboard or marker on a white board.



Hibiscus

September seems like a new start. It is for me. It's the beginning of my last term in office as your State President. Someday, I'll look back at September in a nostalgic way reflecting on my role at GCFM, but right now, there's lots to be done and many clubs to visit. Hope to see you in my travels!

President Marjorie Dienhart

Welcome, Dania Matheos!

It has been a few years since the GCFM has had a Horticulturist on staff, and we are pleased to announce that Dania Matheos, currently the horticulture chair of the Cohasset Garden Club, has accepted the position.

Dates to Remember:

September 21-22

The New England Fall Flower Show

October 4-14

Topsfield Fair

October 7-8

NGC Environmental School Course 3, Series Z-1

October 15

GCFM Floral Design Workshop

October 16-18

GCFM Flower Show School

October 29-31

Landscape Design School, Series 17, Course 2

[GCFM State Calendar](#)

Volunteer Opportunity:

We are looking to fill the Communication Secretary role for the current year only.

Please contact Marjorie Dienhart (gardenclubfedma@gcfm.org) if you would like details of the job description. This would be a GCFM Executive Team position.

Clubs at Work, Cont'd



BGC Members at Wilson Farm

mer watering the planters on the Common and around town. The 5th annual garden party was a huge success with lots of laughter, great food, and camaraderie.

Chatham Garden Club

Chatham Garden Club's annual Hydrangea Festival garden tour, as part of the Cape Cod Hydrangea Festival, was the most successful year our Club has ever had. We offered five gardens again this year all on one day – and all were with beautiful water views in our special little corner of the world.



Amy Kneppers, Judy Schmitt, GCFM President Marjorie Dienhart, Marina Selby & Dee Shippellhute



Janet Flanagan, Chatham Garden Club

As elsewhere, the garden's hydrangeas were spectacular this year as well as all of the shrubs and perennials on the tour, and the Club's proceeds were over \$17,000!

Both GCFM President Marjorie Dienhart and Southeastern District Director Donna Garrabrant were among the attendees that toured our gardens and seemed to be delighted with all of them. Co-Chairs Edie Hamilton & Donna Maiocca, along with a fantastic committee, created an event that was flawless.



Chatham Hydrangea Festival

Groton Garden Club

The Groton Garden Club received four State and four National awards during the June 13, 2024 meeting for the Groton

Garden Club's projects during our 100th Anniversary in 2023.

The awards for *Conservation in Municipal Gardens and Community Beautification* were for the "100 Years for 100 Natives" project that planted 100 native plants in the municipal gardens around Groton that the Club currently maintains.

The Club won a *Youth Activities Award* for their Anniversary reading project to local Pre-Schoolers.

The Club also won a Publications Award for our *Groton Garden Club: Gardening for One Hundred Years - 1923-2023* history book.

The Groton Garden Club also won National Awards for the Club's "100 natives for 100 years" project.



Priscilla Williams, Jim Daly, Lisa Murray, Lisa Theall, Ana Maria Fernandez, and Karen Alsheimer Salemme

The Groton Garden Club would like to, once more, thank the Town of Groton for all the support we have received over the past 100 years to make these awards happen. Our goal is to educate our members and the community about gardening. We wanted to educate and enhance the municipal gardens by adding native plantings that benefit the gardens, the environment, and the community.

Visit our website at www.grotongardenclub.org or email gardenclubgrotonma@gmail.com for more information.

Clubs at Work, Cont'd



Hull Garden Club

Plant Sale

Another successful plant sale - these three made it look so easy, but it was a lot of work. Many hands make light work as they say, and a big shout out to all the volunteers who helped setup, break down, and clean up. And thanks to all that hard work, HGC really did clean up!



Sally Herrmann, Anne Finley, Beth Hafferty

Annual Picnic

The Hull Garden Club combined their annual picnic at the Hull Public Library with a dedication to two late past presidents - Jeanne-Marie Parkes (1976-1978) and Helen Weiser (1995-1997). Jeanne-Marie

was also GCFM President as well as GCFM Environmental Consultant. Helen was a GCFM Executive Board member and State Chairperson of the Blue Star Memorial Program. The Parkes & Weiser families were in attendance at the dedication. A bench will also be placed later.



The Parkes and Weiser Families

[See [PAGE 11](#) for an obituary of Jeanne-Marie Parkes]

Garden Club of Hyannis

Warm and hardy Congratulations were due to Betty Logan of West Yarmouth, who received the annual Floribunda Award from Linda Kiley, the Garden Club of Hyannis's reigning President.

At the club's last 2023 -2024 meeting in June, Betty was recognized as an energetic and active contributor to the Club, who tirelessly supports its success. On civic efforts, Betty worked on gardens at the Hyannis Library, Astro Park and Barnstable High School, and she brought her Master Gardening expertise to the Cape Cod Maritime Museum's spring landscaping project.

She stepped up to the role of Vice President of the Garden Club of Hyannis when called upon and became co-chair of the Club's Horticulture Committee. Without batting an eye, Betty hosted the club's traditional new members' "Tea" and several craft workshops, not to mention, turning her basement into command cen-



Betty Logan

tral for the Club's Holiday Showcase and Winter Marketplace in November.

The award was given to Betty with special thanks for generously giving her time and her talents and using her organizational skills to keep the Club running smoothly.

Nauset Garden Club

Nauset Garden Club President Tina Williamson presents Devon Foley with the Floribunda Award at the Club's annual meeting. Devon was recognized for her artistic contributions to the annual membership booklet as well as her generosity



Tina Williamson and Devon Foley

Clubs at Work, Cont'd



in donating her beautifully painted greeting cards for the club's use.

Southbridge Garden Club

The Southbridge Garden Club enjoyed a busy spring that included a program in March on landscape design, presented by Christi Dustman, and in April members and guests heard an informative talk from the Yankee Dahlia Society. Our biggest event was the annual Spring Plant Sale in May. Our members provided more than 1,000 plants and approximately 500 customers visited and made purchases.



Southbridge Garden Club Plant Sale

Williamstown Garden Club

On the Fourth of July, the Williamstown Garden Club participated in the town parade. A few lucky members got to ride along in a classic Rolls Royce. The



Williamstown Garden Club Members

Williamstown Garden Club recently celebrated their 90th anniversary.



Williamstown Garden Club Members

Hingham Garden Club

The Garden Club of Hingham, established in 1924, is celebrating its centennial year in with a host of activities and celebrations in keeping with its centennial theme "Honoring Our Past, Cultivating Our Future". For 100 years the Club has continued its mission to enhance the natural beauty of Hingham by promoting horticul-



Fourth of July Parade Banner with members Tanya Stevens, Penni Hughes, Laura Spaziani.

ture through gardening, floral and landscape design and to encourage the conservation of natural resources

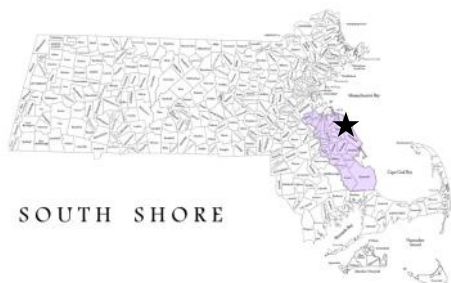
The Club started its celebration with a Centennial Gala in April, where Members and their guests enjoyed an evening of food, fun and fellowship. The Club also participated in the town of Hingham's beloved July 4th Parade, winning the "Most Beautiful" award for their parade entry, which highlighted their history featuring a Model T, a mid-century convertible and a modern-day pickup truck, all adorned with garden themed decorations and overflowing with flowers in



Historic House on Hingham Garden Tour

their centennial pink color palette. The signature event, however, was the Club's Centennial Garden Tour on June 9. The garden tour was highly anticipated, and tickets sold out well before the tour day. The popular tour showcased gardens varying in size and style ranging from classic and modern to rustic at 9 private homes, as well as at the historic Olmsted Garden at the Old Ordinary Museum, a Hingham Historical Society property.

Clubs at Work Spotlight: COHASSET GARDEN CLUB CENTENNIAL GARDEN



The Cohasset Garden Club (CGC) is pleased to announce the recent inauguration of its 1800s - inspired historic garden, located between the Captain John Wilson House and the Maritime Museum in downtown Cohasset. This multi-year effort commemorates CGC's founding in 1925. After a year of planning and approvals, the establishment and initial planting of the garden is complete, and we look forward to watching it mature and flourish in time for our Centennial Celebration next year. CGC continues its legacy of stewardship with this central garden located in the heart of our town's main street.



Kimberley Albanese, Dania Matheos, and Rick Lyons

The planning process required sensitivity to the small location between the two historic homes and consideration of the needs of the Cohasset Historical Society (CHS) and its mission. CGC Members Heidi Condon and Dania Matheos created plans for the Cohasset Historical Society's approval, drafting a historic plant list that



Rick Lyons and Stacey Weaver

reflects the type of residential garden the Wilson family might have had in the 1800s. The garden, organized into three sections – medicinal, edible, and decorative – aims to support CHS's mission to preserve, exhibit, and educate the public about the history of Cohasset.

The project began early this spring when the garden beds were prepared using the no-till method of layering cardboard, leaf mulch, and compost. This method allows grass to break down naturally, enriching the soil and protecting the beneficial microorganisms that tilling can disrupt. CGC members volunteered historically appropriate plants that they purchased and propagated,



Stacey Weaver, Dania Matheos, and Geneva Higginson



then placed them in the garden beds, mulched them, and installed an irrigation system. In the spirit of education and conservation, CGC chose to install a Thirsty Earth system, based on an ancient 'olla' technique used around the world for 4000 years. The word 'olla' is derived from the Spanish word for clay pot. Water slowly seeps out of the unglazed terra cotta pots underground, allowing the roots of the plants to pull needed water on demand. This system requires only a hose hookup and uses 60% less water than other irrigation systems.



The Centennial Garden

The garden will evolve over time and further connect our garden club with the community. CGC members will not only maintain this garden, along with the Knowles Garden and others around town, but will also be encouraged to plant their propagation entries from CGC Horticulture Competitions into the Centennial Garden.

The CGC was pleased to receive a grant from the Garden Club Federation of MA, along with generous donations of compost from Coast of Maine, discounted material

Cohasset, Cont'd:



SOUTH SHORE



The Centennial Garden

and delivery of compost and mulch from Kennedy’s Country Gardens of Scituate, and a discount from Thirsty Earth – which helped to make the project financially viable. The Cohasset Garden Club thanks the Cohasset Historical Society for this amazing opportunity! While the garden is young, it has already attracted accolades from town members for its beauty and educational value.



The Centennial Garden

Please email us at cohassetgardenclub@gmail.com with comments, questions, or donations.

How Ollas Work

Ollas (pronounced “OH-yas”) are terracotta watering pots used for irrigation in gardens. These self-watering clay pots, which are often spherical with a short, extending neck, are buried up to their necks in the soil and are then filled with water. Due to the porous walls of unglazed clay, water is released slowly and continuously into the soil which supplies plant roots with moisture for a longer period of time.

Dig a hole in your garden or raised bed. Place the olla in the hole and fill in the area around it up to the neck with soil, making sure you can access the opening to fill it with water. Position your plants around the olla and their roots will naturally reach out around the pot during their growing season. You can make an olla for less than \$5.00 by glueing two unglazed terracotta pots together and plugging one end. Those gardeners using ollas in areas with long winter frosts (such as Massachusetts) must remove them during the winter.

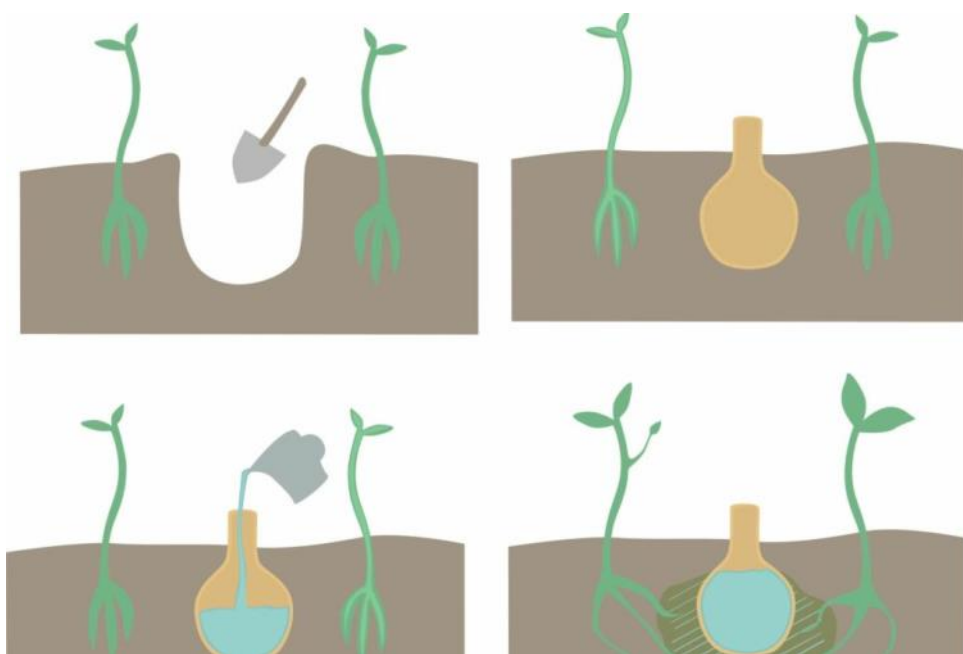


Photo: Naturally Curvy/ Shutterstock.com

DIY OLLAS - Use two unglazed terracotta pots, plug one end and glue together



Diagram & Photo: K. Brockelbank

New England Garden Club Annual Meeting , Oct 23-24

This year the New England Garden Club Annual Meeting is being held at the Crowne Plaza in Warwick, Rhode Island. Hosted by the Rhode Island Federation of Garden Clubs and presided over by Sue Miner, NEGC Director, get your tickets now for this great event that will feature a show by the NEGC Photography Club, "Trees are the Poems that the Earth writes upon the Sky."



Get your tickets by clicking on this link.

[Registration Form](#)

www.newenglandgc.org

Welcome, Mary Bandouveres



The Garden Club Federation has a new Youth Contests Chairperson. If you have any questions about NGC's Smokey Bear and Woodsy Owl Poster Contest or the NGC Youth Poetry Contest, be sure to read all about them on the NGC website, and contact Mary with your questions.

www.gardenclub.org/contests-and-activities

Mary Bandouveres

gcfmyouthcontests@gmail.com

Alda Barron wins the Cindora Goldberg Award for a Second Time

Alda Barron, of the Aptucxet Garden Club of Bourne, was awarded the prestigious Cindora Goldberg award at the GCFM 97th Annual Meeting in June.

The Cindora Goldberg Award was established in 2002 as an annual award in tribute to the memory of Cindora A Goldberg, a distinguished National Garden Club flower show judge and designer. This award honors the ability Cindora had to continually see and create in an innovative manner.



Alda Barron's winning 2024 design

Barron won the award previously in 2022. She, along with Judy Colburne, Gail Hubacker and Diane Cochran led the attendees of the GCFM Annual Meeting in a discussion of winning floral arrangements.

GCFM 97th Annual Meeting Attended by Over 230 Garden Club Members

On Thursday, June 13, 2024, the Garden Club Federation of Massachusetts held their 97th Annual Meeting at the Doubletree by Hilton in Andover, MA.

The head table was decorated with live plants and stunning floral displays. Rows of trophies that would be awarded later in the day had been shined to a brilliant gleam. Attendees took their seats quickly as the meeting began.

The call to order came promptly at 9:15 from President Marjorie Dienhart, and the meeting commenced with registration and credentials reports. Sue Miner, New England Garden Club Regional Director, spoke to the audience. We were honored at this meeting with some of our former GCFM presidents joining us: Diane Bullock, Leslie Frost, Suzanne McCance and Jill Malcolm.



President Marjorie Dienhart

Several by-law changes were passed by the attendees, before the meeting turned to the festive presentation of awards.

AWARDS

Lisa Murray and Nancy Costa presented the awards that day in a crowd-pleasing, Oscar-style presentation. Thirty-five

How to Win Awards

Ever wonder how other garden clubs win awards? Everything you need to know in order to meet the criteria for each individual award offered by GCFM is listed on the website, and a special document shows you how to win.

[Awards Application Tips](#)

Explore the details in this expansive presentation. The tools are all there - the inspiration is up to you!



Topsfield Fair Flower Show Opens Friday, October 4

The Topsfield Fair is just around the corner and with it comes fun rides, live music, 4-H competitions and fried dough. The fact that the Topsfield Fair is the oldest county fair in the USA can sometimes overshadow a vital fact: It is also home to one of the most important GCFM standard flower shows in Massachusetts.

Come and see "Celebrations Around the World", from October 4-14, in the Flower Show Building at the Topsfield Fair. If you plan on entering the competition, all the information you need can be found in this brochure, which is also posted on the GCFM website.

[Topsfield Fair Flower Show Brochure](#)

GCFM 97th Annual Meeting, Cont'd

Massachusetts state awards in all were presented to numerous garden clubs for their achievements. On a regional level, five



Traditional Mass Design of All Foliage, Alda Barron

awards were given by the New England Garden Clubs, while no less than fifteen awards were granted by the National Garden Clubs.

SCHOLARSHIPS

Eleven GCFM scholarships for \$1,000 each were awarded, while five of nine possible Helen Freidberg scholarships were awarded.

Two NGC scholarships for \$4,000 were awarded.

YOUTH CONTESTS

Six GCFM winners were announced, with two of those individuals taking home a national prize.

KEYNOTE SPEAKER

Patterson Webster, of Glen Villa Art Garden, presented "Learning to Look: The Art of Garden Observation"

Five garden clubs with landmark GCFM anniversaries were celebrated:

- 75 Aptucket Garden Club of Bourne
- 75 Saugus Garden Club
- 50 Lazy Daisy Gardeners of Chelmsford



Creative, Reflective Design, Diane Cochran



Creative, Multi-Rhythmic Design, Gail Hubacker

- 50 Village Garden Club of Dennis
- 25 Open Gate Garden Club of Foxborough

The Doubletree by Hilton provided a gorgeous venue with a delicious plated lunch. Attendees also had access to exclusive wares from elite vendors located directly outside the ballroom. Raffling off the stunning centerpieces, supplied by garden clubs from all over Massachusetts, was the last order of business as the 97th annual meeting came to a close.

ENVIRONMENTAL AWARENESS

Transitioning to Organic Lawn Care



It's time to TRANSITION TO ORGANIC LAWN CARE.

According to beyondpesticides.org, a growing body of evidence in scientific literature shows that pesticide exposure can adversely affect neurological, respiratory, immune, and endocrine systems in humans and pets, even at low levels. "Weed and Feed" products combine herbicides and petrochemical fertilizers to achieve that green lawn, but harm natural soil biology and harm many beneficial insects, birds and other wildlife.*



A NATURAL HEALTHY LAWN is good for children, pets, and the entire ecosystem. How can I make the switch?

- **improving the soil** (your lawn may be devoid of the good microbial and fungal life it needs to be healthy)
- **building deeper turf roots** which will increase drought tolerance and decrease the need for watering

- **using slow-release organic fertilizers** to improve resistance to insects/diseases
- **reducing the need for weed control herbicides** since thick, high and healthy turf crowds out weeds
- **using natural organic grub control** rather than harsh chemical methods

LET'S GET STARTED!

The most important principle of healthy lawn care is NO PESTICIDES, HERBICIDES, INSECTICIDES, FUNGICIDES, or any other "cides"!

If you worry that your lawn might die or look terrible if you do not use such products, the important thing to note is TRANSITION SLOWLY to organics.

Your lawn may be devoid of microbial life if you have been using chemical fertilizers, weed and feed products that include herbicides, chemical products to prevent grub damage, an in-ground sprinkler system to water your lawn daily, and/or a chemically-based lawn care service. If you go "cold turkey" off all the chemical products, you might cause your lawn harm, or at least invite

weeds to take over. It's important to GRADUALLY, over the course of a year or so, convert your lawn to organic care.

You can rest assured you will be helping to build an ecosystem more attuned to nature and helping to address climate change in the process. And you will be keeping children and pets safe! You may also notice more butterflies and fireflies in your yard as you ditch the hazardous chemicals.



Ideally, Start in the Fall

- In our area, FALL conditions are perfect to start the transition, but some changes can be started at any time of year (mow high, leave the clippings, water deeply/not frequently, overseed with tall fescue).
- To get started, visit <https://www.beyondpesticides.org/resources/lawns-and-landscapes/overview/prime-your-lawn-this-fall> and look through their recommendations.
- Follow the instructions to **aerate**, **over-seed** with a good seed mix that has lots of tall fescues that grow deep roots (such as Jonathan Green Black Beauty and others); scatter a good quality **compost** over the lawn; **water** for several weeks until the new seed germinates; and use a fall **organic fertilizer** (such as Espoma

Environmental Awareness - Transitioning to Organic Lawn Care, cont'd

and others).

Continue the process in the spring/summer

- Do a soil test!! Check out the UMass website for directions on how to take a sample and send it to them.
- Use an organic fertilizer (such as Espoma Organic Spring Lawn Booster and others) instead of a synthetic one.
- Broadcast a 1/4" of good quality compost (such as Black Earth) across the

USE	AVOID
Mosquito Control: Products and Services	
<p>BTI (<i>Bacillus thuringiensis</i>, strain <i>israelensis</i>) "Mosquito Dunks" kill mosquito larvae in standing water that cannot be dumped, i.e. yard drains or tree holes.</p> <p>USE WITH CAUTION GALIC SPRAY: If you feel you must spray in your yard, safe and somewhat effective products are galic sprays like "Mosquito Barrier".</p> <p>RED CEDAR SPRAY: Works for the mosquito and tick population; spray around the perimeter of the yard once a month; relatively expensive; harsher on the environment than galic.</p>	<p>SAY NO TO YARD SPRAYING SERVICES: pyrethrin is not "natural". According to entomologist Doug Tallamy, sprays kill only about 10% of adult mosquitoes, while beneficial insects such as butterflies, bees and lightning bugs are harmed.</p>
Mosquito/Tick Repellents	
<p>Beyond Pesticides recommends OLE, Picardin and IRL3555.</p>	<p>Beyond Pesticides suggests avoiding DEET and insecticides like Permethrin (used on clothing and in Tick Tubes).</p>
Grub Control	
<p>YES to products containing Bt. Winner of 2015 Green Thumb Award. Biological granulated insecticide controls annual white grubs in turf and ornamentals. Contains the active ingredient <i>Bacillus thuringiensis</i> (BT) galleriae. Extensive research and testing show BT galleriae is effective against virtually all white grubs in your lawn.</p> <p>Other ORGANIC products containing oils are not generally very effective. READ LABELS: Rosemary, Sassafras, Peppermint, Thyme, Cinnamon, Garlic Oils.</p>	<p>NO TO HARSH CHEMICAL PESTICIDE GRUB CONTROL: KILLS 40+ insects, including: ants, ticks, mole crickets, chinch bugs, European crane fly larvae, crickets and more, including microsomal life in the soil. "Not for Sale in MA, CT, CA" means they contain neonicotinoids that were banned for retail sale in MA in July 2022.</p> <p>NO TO NEMATODE GRUB CONTROL PRODUCTS: Even though listed as organic, recent research shows application can harm bumblebees! <i>Heterorhabditis bacteriophora</i> (HB) nematodes are not easy to apply and are harmful to bees.</p>

entire lawn again. This will add organic matter to support good microbial life.

- Have the lawn cut high...3 1/2" ...all season long to help shade out weeds and build deeper roots.
- Daily watering leads to shallow-rooted, delicate grass. Gradually transition to watering thoroughly once a week rather than every day or two for a short time. Watering deeper and less frequently helps the grass grow longer roots which are more resilient and survive dry spells better.
- Keep a regular watering schedule for

any dry hot periods. Dry hot weather favors crabgrass and you do not want crabgrass to take over your lawn while you are building its resilience.

- Do NOT use a chemical grub control product that will kill the good microbial life you are trying to build in the soil.



MANAGING YOUR LAWN SERVICE

- Ask for an organic program
- Refuse routine applications of chemical treatments
- Specify mowing height
- Request organic fertilizer
- Request aeration and over-seeding using seed with tall fescue for its deep roots
- Ask if they will spread compost if you have it delivered
- Beware if a lawn company tells you a chemical application is safe.
- Never allow unidentified products to be used on your lawn. Request safety information. Look up toxicity at www.pesticide.org.
- Be aware that chemicals listed as inert ingredients can be highly toxic.
- Take note: many pesticides persist in lawns and soil long after the post-ed 24-72 hours.

FIND OUT MORE

[Beyond Pesticides: Organic Lawn Care 101, Take Simple Steps This Fall to Convert Your Lawn to Organic](#)

[Xerces Society: Top 7 Reasons to Stop Using Pesticides at Home](#)

[Wild Seed Project: How to be an Ecological Gardener](#)

Andover Pollinator Pathway: Find out more about supporting pollinators and birds in your yard. To receive our monthly e-newsletter or to sign up for a free garden visit, click on the Information/Help link on the web page or email andoverpp@gmail.com.

www.pollinator-pathway.org/towns/andover



*Lawn and Garden Chemicals and Our Children's Health: <https://www.youtube.com/watch?v=7LTcdIEAScU>.

*Pesticides and You Report, April 2023: www.beyondpesticides.org

OBITUARY

Suzanne Mahler 1950 - 2024



Suzanne M. (Raper) Mahler, a longtime Hanover resident, passed away on April 14, 2024 at the age of 73. She was born in New Rochelle, New York in 1950 to the late Virginia (Talmon) and Julien Raper. Suzanne was the loving wife of Bruce Mahler for 48 years. She was the dedicated mother of Brian Mahler and his wife Dawn of Norwell, and Gary Mahler and his wife Jennah of Kingston. She was the beloved grandmother of Isabella, Andrew, Daniella, Evan, and Jordan. Suzanne is also survived by her older brother Bucky and younger sister Nancy.

Suzanne grew up in the Catskill Mountains before relocating to Barrington,



Rhode Island. She was an extremely talented junior golfer and Club Champion at Rhode Island Country Club. She instilled

her love of sports in her family, attending every event and voicing her support and encouragement from the sidelines.

Suzanne had a passion for nature and it was proudly displayed in her wonderful gardens. She created an oasis with hundreds of varieties of daylilies and hosta, many of which she hybridized on her own. Her National Display Garden was open to the public and she would not hesitate to drop what she was doing to walk around and talk about what she loved most. One of the highlights of the tour was viewing the "Suzanne Mahler Hosta" that was created by a fellow enthusiast in her honor. She would also



introduce you to the frogs that lived in the coy pond, having them croak on demand and rewarding them with a worm on the rocks. The yard was always filled with beautiful birds, due to her tireless efforts to keep the feeders full. She could identify each and every one by song and had a particular fondness of woodpeckers.

When Suzanne was not focused on her own gardens, she was busy spreading her vast horticultural knowledge to oth-

ers. She would travel all over New England to lecture to various garden clubs and groups on a wide array of topics. There were hundreds of appearances over the years, many of which were done pro bono, since she simply loved to educate and get others interested in gardening. She was an extremely talented photographer and all of the slides and displays she used were taken herself. In addition to lecturing, she wrote a weekly column called Green Thumbs Up that appeared in many of the local newspaper publications. She was also a dedicated member of the New England Daylily Society, Massachusetts Horticultural Society, and was a member and past president of the Walnut Hill Garden Club, where she met some of her closest friends.

One of Suzanne's favorite activities beyond gardening was traveling with her family. Her most treasured place, by far, was the Outer Banks in North Carolina. She would visit there as a child and made sure to bring her own family there year after year when she got older. Days would be spent fishing in the surf, walking on the beach, climbing Jockey's Ridge, and watching the fishing boats arrive with the catch of the day. She also loved going to Cabo San Lucas, Playa del Carmen, Australia, and talked endlessly about Atlantis in the Bahamas.




Book Review

An Island Garden by Celia Thaxter, with Pictures and Illuminations by Childe Hassam, 1894. Published by Houghton Mifflin Co., Boston.



An Island Garden is a literary painting of a seaside garden. As a matter of fact, Childe Hassam, the famed American artist was so drawn to her words and the garden, that he chose to illustrate her book. In the 126 page volume she brings to the imagination the beauty of the flowers, the birds and butterflies against the backdrop of the sea and the rocky shores of the island.



An old-fashioned book, it opens for the reader the souls of the plants. One can visualize them, smell them, empathize with their struggles for survival and glory in their blooming, even


without seeing Hassam's illustrations. Thaxter studied each plant, it's habitat, nutritional and water requirements, companion plantings, light and soil requirements. She examined petals, stamens, leavers, buds. Waking at 4 AM she would go to the garden to see the flowers' first light, watching the petals open hour by hour. During droughts, she fretted over them, using her hose sometimes in the middle of the night, but only that if necessary.

SLUGS AND CUTWORMS were anathema to Thaxter. In the book she relates, "last night, after having given myself the pleasure of watering the garden, I could not sleep for anxiety about the slugs. I seldom water the flowers at night because the moisture calls them out, and they have an orgy feasting on my most precious children all night long. Before going to bed, I went all over the enclosure and alas, I found them swarming on the sweet peas"....

She goes on to say that she covered everything with wood ash (you have to read the book to fully appreciate her angst) and then got up again at night to wash off the wood ash lest it harm her plants. Might this be a practice of some GGC members?

The 1988 book edition I read is a reprint of the original 1894 book. It is a hardcover edition with a slipcover of one of Hassam's impressionist paintings of the garden. Last year I recommended some garden holiday books for children. This year for adults I am recommending Thaxter's *An Island Garden*.

Another recommendation is a newer book, *The Seed Keeper*, a novel by Diane Wilson, published 2021. Douglas Tallamy, American entomologist, ecologist and conservationist has several new titles out, among them Nature's Best Hope (2020) and The Nature of Oaks (2021.)



While I have not read Wilson's fiction it was recently gifted to me and I am looking forward to that. Doug Tallamy has been a guest speaker at GCFM events and has lectured all over the country. Club members may have heard him speak or read his books. So, Holiday giving for the gardener in your life, or yourself.

~ Phyllis Foley

~ Phyllis Foley

Would you like to contribute to the Mayflower by writing a book review? Let us know! Send an email to gcfmmayflower@gmail.com.

A Note From The Editor

I am pleased to introduce myself as your new editor. Some of you may already know me as one of the GCFM webmasters, a job which I have enjoyed since January of 2024. I have many years of experience to offer as a writer, editor and designer of The Mayflower, a 100-year-old publication which I am honored to be part of. I look forward to working with the Garden Clubs of the Federation as we take on this new adventure together.



Karen Brockelbank

gcfmmayflower@gmail.com



SEND IN YOUR SUBMISSIONS!

The Mayflower is back on track. The next issue comes out in October, and the deadline for submissions is **September 30**.

Send pictures (with captions please) and stories about newsworthy club events to the Editor at gcfmmayflower@gmail.com.

Remember to keep your stories 50-75 words or less. Provide one or two photos to choose from and get your club published in the paper!

All photographs in this newsletter have been supplied courtesy of each Garden Club submitting the information